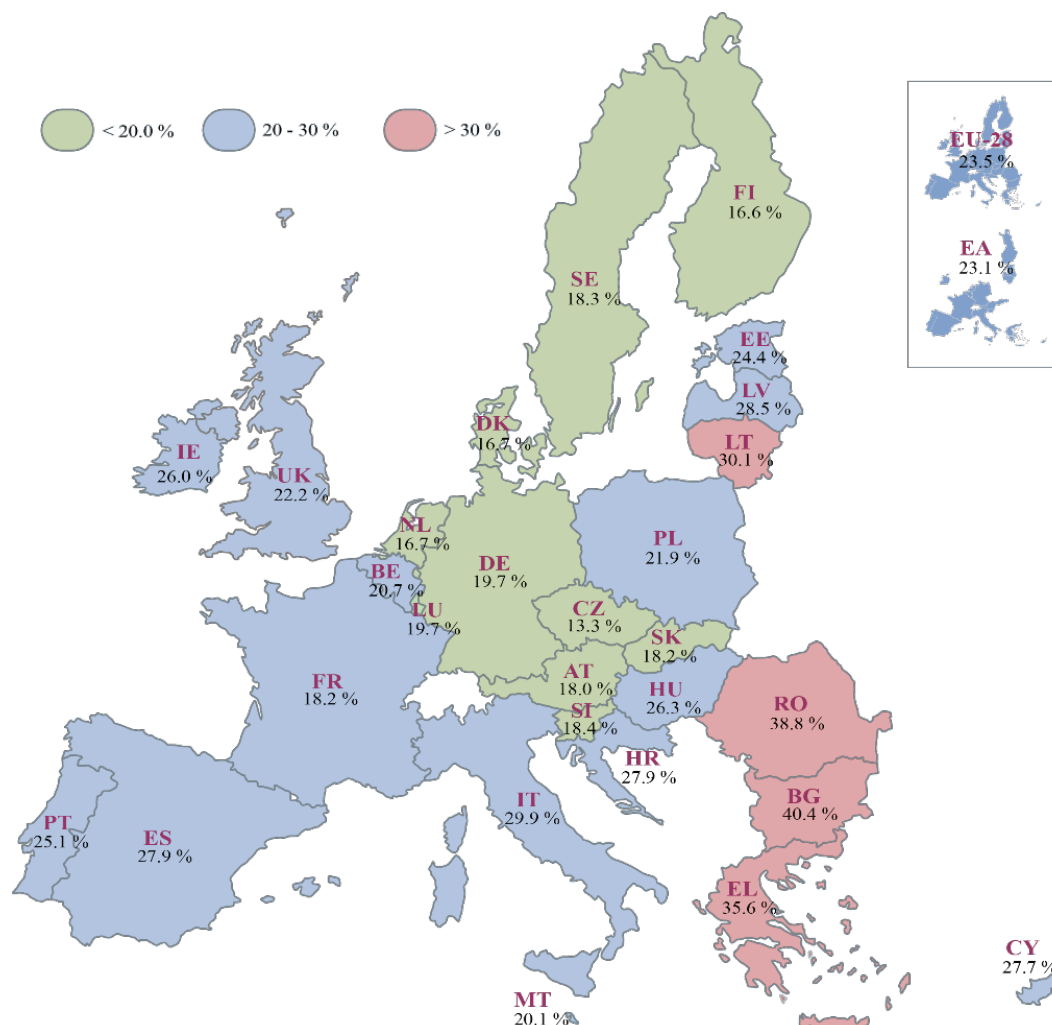


People at risk of poverty or social exclusion

This note provides an overview of the **risk of poverty or social exclusion** in the European Union. This risk [indicator](#) refers to the situation of people either at risk of poverty, or severely materially deprived or living in a household with a very low work intensity.

As part of the [Europe 2020 strategy](#), which was adopted by the [European Council on 17 June 2010](#), one of the key targets is the reduction of poverty by lifting at least 20 million people out of the risk of poverty or social exclusion between 2008 and 2020. However, this 2020 target is highly unlikely to be met as the number of people at risk of poverty or social exclusion increased to **118 million persons**, or 23.5 % of the population in the EU-28 in 2016 (namely 806 thousand more than 2008). However, this aggregated figure masks large variations across Member States.

Chart 1: People at risk of poverty or social exclusion rate in 2016, as % of the total population

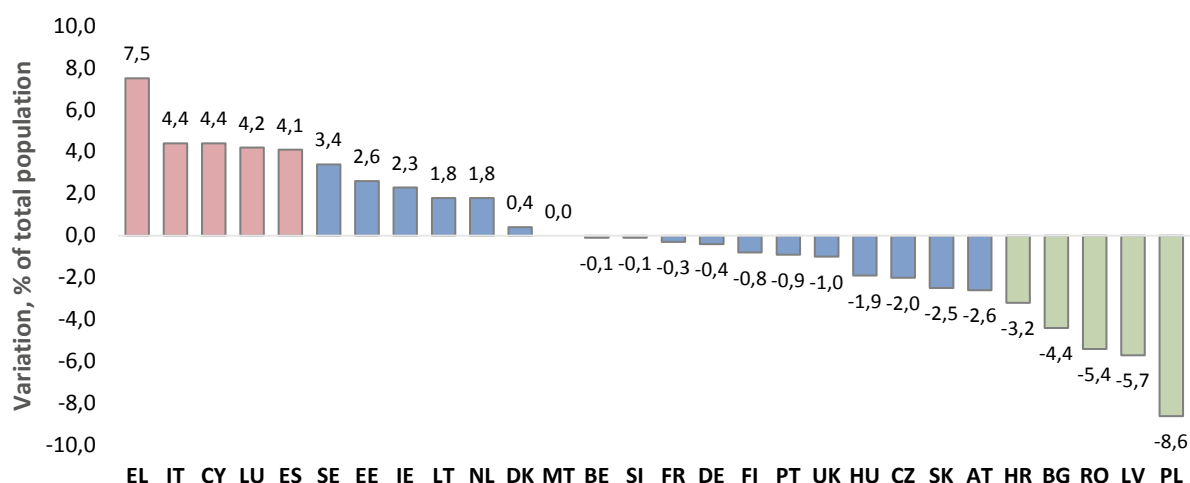


Source: [Eurostat](#), extraction date 14/12/2017; the figure for IE is from 2015.



In relative terms, in the 2008-2016 period the number of people at risk of poverty or social exclusion, expressed as a percentage of the total population, increased the most in Greece (+7.5 pp), Italy (+4.4 pp), Cyprus (+4.4 pp), Luxembourg (+4.2 pp) and Spain (+4.1 pp), and decreased the most in Poland (-8.6 pp), Latvia (-5.7 pp), Romania (-5.4 pp), Bulgaria (-4.4 pp) and Croatia (-3.2 pp).

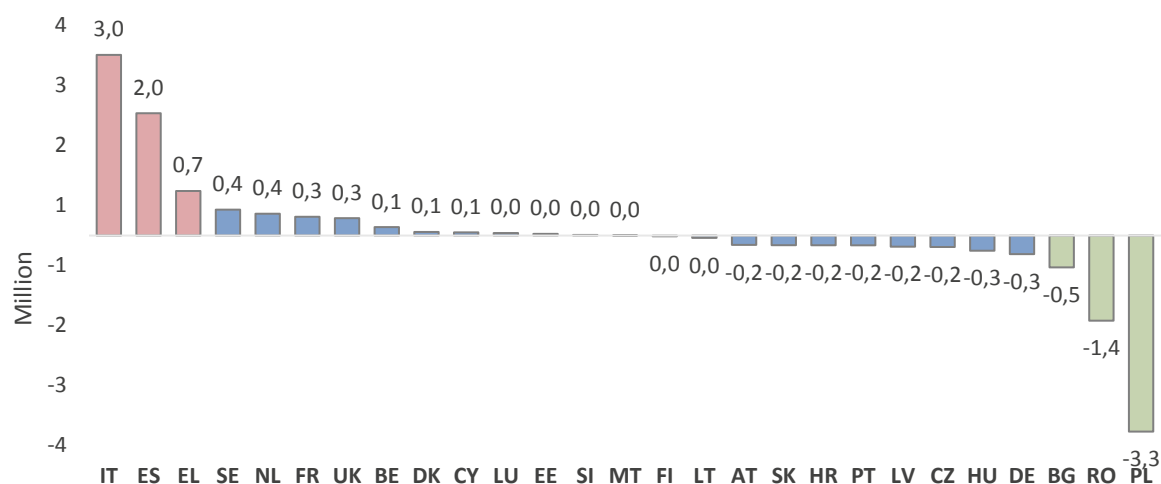
Chart 2: People risk-of-poverty or social exclusion, 2008-2016 variation, in % of total population



Sources: EGOV based on [Eurostat](#), extraction date 14/12/2017; the latest IE figures are from 2015.

In absolute terms, in the 2008-2016 period, the variation of the number of people at risk of poverty or social exclusion increased the most in Italy (+3 million), Spain (+2 million) and Greece (+700 thousand) and decreased the most in Poland (-3.3 million), Romania (-1.4 million) and Bulgaria (-500 thousand).

Chart 3: People risk-of-poverty or social exclusion, 2008-2016 variation, in millions of persons



Sources: EGOV based on [Eurostat](#), extraction date 14/12/2017; the latest IE figures are from 2015.

Disclaimer and Copyright

The content of this document is the sole responsibility of the author and any opinions expressed therein do not necessarily represent the official position of the European Parliament. It is addressed to the Members and staff of the EP for their parliamentary work. Reproduction and translation for non-commercial purposes are authorised, provided the source is acknowledged and the European Parliament is given prior notice and sent a copy. © European Union, 2018. Contact: egov@ep.europa.eu

This document is available on Internet at: www.europarl.europa.eu/supporting-analyses